




Common Core State Standards

Educating classrooms one standard at a time.



Third Grade Common Core Posters

*English Standards

*Math Standards

Table of Contents

English Language Arts Standards		Language	
Reading: Literature		L.3.1.....37	
RL.3.1.....	1	L.3.2.....38	
RL.3.2.....	2	L.3.3.....39	
RL.3.3.....	3	L.3.4.....40	
RL.3.4.....	4	L.3.5.....41	
RL.3.5.....	5	L.3.6.....42	
RL.3.6.....	6	Mathematics	
RL.3.7.....	7	Operations & Algebraic Thinking	
RL.3.9.....	8	3.OA.1.....43	
RL.3.10.....	9	3.OA.2.....44	
Reading: Informational Text		3.OA.3.....45	
RI.3.1.....	10	3.OA.4.....46	
RI.3.2.....	11	3.OA.5.....47	
RI.3.3.....	12	3.OA.6.....48	
RI.3.4.....	13	3.OA.7.....49	
RI.3.5.....	14	3.OA.8.....50	
RI.3.6.....	15	3.OA.9.....51	
RI.3.7.....	16	Numbers & Operations in Base Ten	
RI.3.8.....	17	3.NBT.1.....52	
RI.3.9.....	18	3.NBT.2.....53	
RI.3.10.....	19	3.NBT.3.....54	
Reading: Foundational Skills		Number & Operations - Fractions	
RF.3.3.....	20	3.NF.1.....55	
RF.3.4.....	21	3.NF.2.....56	
Writing		3.NF.3.....57	
W.3.1.....	22	Measurement & Data	
W.3.2.....	23	3.MD.1.....58	
W.3.3.....	24	3.MD.2.....59	
W.3.4.....	25	3.MD.3.....60	
W.3.5.....	26	3.MD.4.....61	
W.3.6.....	27	3.MD.5.....62	
W.3.7.....	28	3.MD.6.....63	
W.3.8.....	29	3.MD.7.....64	
W.3.10.....	30	3.MD.8.....65	
Speaking & Listening		Geometry	
SL.3.1.....	31	3.G.1.....66	
SL.3.2.....	32	3.G.2.....67	
SL.3.3.....	33		
SL.3.4.....	34		
SL.3.5.....	35		
SL.3.6.....	36		

Common Core State Standards

Ask and answer questions to demonstrate understanding of a text, referring explicitly to the text as the basis for the answers.

Common Core State Standards

Recount stories, including fables, folktales, and myths from diverse cultures; determine the central message, lesson, or moral and explain how it is conveyed through key details in the text.

Common Core State Standards

Describe characters in a story (e.g., their traits, motivations, or feelings) and explain how their actions contribute to the sequence of events.

Common Core State Standards

Determine the meaning of words and phrases as they are used in a text, distinguishing literal from nonliteral language.

Common Core State Standards

Refer to parts of stories, dramas, and poems when writing or speaking about a text, using terms such as chapter, scene, and stanza; describe how each successive part builds on earlier sections.

Common Core State Standards

Distinguish their own point of view from that of the narrator or those of the characters.

Common Core State Standards

Explain how specific aspects of a text's illustrations contribute to what is conveyed by the words in a story (e.g., create mood, emphasize aspects of a character or setting).

Common Core State Standards

Compare and contrast the themes, settings, and plots of stories written by the same author about the same or similar characters (e.g., in books from a series).

Common Core State Standards

By the end of the year, read and comprehend literature, including stories, dramas, and poetry, at the high end of the grades 2–3 text complexity band independently and proficiently.

Common Core State Standards

Ask and answer questions to demonstrate understanding of a text, referring explicitly to the text as the basis for the answers.

Common Core State Standards

Determine the main idea of a text;
recount the key details and explain how
they support the main idea.

Common Core State Standards

Describe the relationship between a series of historical events, scientific ideas or concepts, or steps in technical procedures in a text, using language that pertains to time, sequence, and cause/effect.

Common Core State Standards


Determine the meaning of general academic and domain-specific words and phrases in a text relevant to a *grade 3 topic or subject area*.

Common Core State Standards

Use text features and search tools (e.g., key words, sidebars, hyperlinks) to locate information relevant to a given topic efficiently.

Common Core State Standards

Distinguish their own point of view from that of the author of a text.



Common Core State Standards

Use information gained from illustrations (e.g., maps, photographs) and the words in a text to demonstrate understanding of the text (e.g., where, when, why, and how key events occur).

Common Core State Standards

Describe the logical connection between particular sentences and paragraphs in a text (e.g., comparison, cause/effect, first/second/third in a sequence).

Common Core State Standards

Compare and contrast the most important points and key details presented in two texts on the same topic.

Common Core State Standards

By the end of the year, read and comprehend informational texts, including history/social studies, science, and technical texts, at the high end of the grades 2–3 text complexity band independently and proficiently.

Common Core State Standards

Know and apply grade-level phonics and word analysis skills in decoding words.

- Identify and know the meaning of the most common prefixes and derivational suffixes.
- Decode words with common Latin suffixes.
- Decode multi-syllable words.
- Read grade-appropriate irregularly spelled words.

Common Core State Standards

Read with sufficient accuracy and fluency to support comprehension.

- Read grade-level text with purpose and understanding.
- Read grade-level prose and poetry orally with accuracy, appropriate rate, and expression.
- Use context to confirm or self-correct word recognition and understanding, rereading as necessary.

Common Core State Standards

Write opinion pieces on topics or texts, supporting a point of view with reasons.

- Introduce the topic or text they are writing about, state an opinion, and create an organizational structure that lists reasons.
- Provide reasons that support the opinion.
- Use linking words and phrases (e.g., *because, therefore, since, for example*) to connect opinion and reasons.
- Provide a concluding statement or section.

Common Core State Standards

Write informative/explanatory texts to examine a topic and convey ideas and information clearly.

- Introduce a topic and group related information together; include illustrations when useful to aiding comprehension.
- Develop the topic with facts, definitions, and details.
- Use linking words and phrases (e.g., *also*, *another*, *and*, *more*, *but*) to connect ideas within categories of information.
- Provide a concluding statement or section.

Common Core State Standards

Write narratives to develop real or imagined experiences or events using effective technique, descriptive details, and clear event sequences.

- Establish a situation and introduce a narrator and/or characters; organize an event sequence that unfolds naturally.
- Use dialogue and descriptions of actions, thoughts, and feelings to develop experiences and events or show the response of characters to situations.
- Use temporal words and phrases to signal event order.
- Provide a sense of closure.

Common Core State Standards

With guidance and support from adults, produce writing in which the development and organization are appropriate to task and purpose.

Common Core State Standards

With guidance and support from peers and adults, develop and strengthen writing as needed by planning, revising, and editing.

Common Core State Standards

With guidance and support from adults, use technology to produce and publish writing (using keyboarding skills) as well as to interact and collaborate with others.

Common Core State Standards

Conduct short research projects that build knowledge about a topic.



Common Core State Standards

Recall information from experiences or gather information from print and digital sources; take brief notes on sources and sort evidence into provided categories.

Common Core State Standards

Write routinely over extended time frames (time for research, reflection, and revision) and shorter time frames (a single sitting or a day or two) for a range of discipline-specific tasks, purposes, and audiences.

Common Core State Standards

Engage effectively in a range of collaborative discussions (one-on-one, in groups, and teacher-led) with diverse partners on *grade 3 topics and texts*, building on others' ideas and expressing their own clearly.

- Come to discussions prepared, having read or studied required material; explicitly draw on that preparation and other information known about the topic to explore ideas under discussion.
- Follow agreed-upon rules for discussions (e.g., gaining the floor in respectful ways, listening to others with care, speaking one at a time about the topics and texts under discussion).
- Ask questions to check understanding of information presented, stay on topic, and link their comments to the remarks of others.
- Explain their own ideas and understanding in light of the discussion.

Common Core State Standards

Determine the main ideas and supporting details of a text read aloud or information presented in diverse media and formats, including visually, quantitatively, and orally.

Common Core State Standards

Ask and answer questions about information from a speaker, offering appropriate elaboration and detail.

Common Core State Standards

Report on a topic or text, tell a story, or recount an experience with appropriate facts and relevant, descriptive details, speaking clearly at an understandable pace.

Common Core State Standards

Create engaging audio recordings of stories or poems that demonstrate fluid reading at an understandable pace; add visual displays when appropriate to emphasize or enhance certain facts or details.

Common Core State Standards

Speak in complete sentences when appropriate to task and situation in order to provide requested detail or clarification.

Common Core State Standards

Demonstrate command of the conventions of standard English grammar and usage when writing or speaking.

- Explain the function of nouns, pronouns, verbs, adjectives, and adverbs in general and their functions in particular sentences.
- Form and use regular and irregular plural nouns.
- Use abstract nouns (e.g., *childhood*).
- Form and use regular and irregular verbs.
- Form and use the simple (e.g., *I walked; I walk; I will walk*) verb tenses.
- Ensure subject-verb and pronoun-antecedent agreement.*
- Form and use comparative and superlative adjectives and adverbs, and choose between them depending on what is to be modified.
- Use coordinating and subordinating conjunctions.
- Produce simple, compound, and complex sentences.

Common Core State Standards

Demonstrate command of the conventions of standard English capitalization, punctuation, and spelling when writing.

- Capitalize appropriate words in titles.
- Use commas in addresses.
- Use commas and quotation marks in dialogue.
- Form and use possessives.
- Use conventional spelling for high-frequency and other studied words and for adding suffixes to base words (e.g., *sitting, smiled, cries, happiness*).
- Use spelling patterns and generalizations (e.g., *word families, position-based spellings, syllable patterns, ending rules, meaningful word parts*) in writing words.
- Consult reference materials, including beginning dictionaries, as needed to check and correct spellings.

Common Core State Standards

Use knowledge of language and its conventions when writing, speaking, reading, or listening.

- Choose words and phrases for effect.
- Recognize and observe differences between the conventions of spoken and written standard English.

Common Core State Standards

Determine or clarify the meaning of unknown and multiple-meaning word and phrases based on grade 3 reading and content, choosing flexibly from a range of strategies.

- Use sentence-level context as a clue to the meaning of a word or phrase.
- Determine the meaning of the new word formed when a known affix is added to a known word (e.g., *agreeable/disagreeable*, *comfortable/uncomfortable*, *care/careless*, *heat/preheat*).
- Use a known root word as a clue to the meaning of an unknown word with the same root (e.g., *company*, *companion*).
- Use glossaries or beginning dictionaries, both print and digital, to determine or clarify the precise meaning of key words and phrases.

Common Core State Standards

Demonstrate understanding of figurative language, word relationships and nuances in word meanings.

- Distinguish the literal and nonliteral meanings of words and phrases in context (e.g., *take steps*).
- Identify real-life connections between words and their use (e.g., describe people who are *friendly* or *helpful*).
- Distinguish shades of meaning among related words that describe states of mind or degrees of certainty (e.g., *knew*, *believed*, *suspected*, *heard*, *wondered*).

Common Core State Standards

Acquire and use accurately grade-appropriate conversational, general academic, and domain-specific words and phrases, including those that signal spatial and temporal relationships (e.g., *After dinner that night we went looking for them*).

Common Core State Standards

Interpret products of whole numbers, e.g., interpret 5×7 as the total number of objects in 5 groups of 7 objects each. *For example, describe a context in which a total number of objects can be expressed as 5×7 .*

Common Core State Standards

Interpret whole-number quotients of whole numbers, e.g., interpret $56 \div 8$ as the number of objects in each share when 56 objects are partitioned equally into 8 shares, or as a number of shares when 56 objects are partitioned into equal shares of 8 objects each. *For example, describe a context in which a number of shares or a number of groups can be expressed as $56 \div 8$.*

Common Core State Standards

Use multiplication and division within 100 to solve word problems in situations involving equal groups, arrays, and measurement quantities, e.g., by using drawings and equations with a symbol for the unknown number to represent the problem.

Common Core State Standards

Determine the unknown whole number in a multiplication or division equation relating three whole numbers. *For example, determine the unknown number that makes the equation true in each of the equations $8 \times ? = 48$, $5 = _ \div 3$, $6 \times 6 = ?$*

Common Core State Standards

Apply properties of operations as strategies to multiply and divide. *Examples: If $6 \times 4 = 24$ is known, then $4 \times 6 = 24$ is also known.*

(Commutative property of multiplication.) $3 \times 5 \times 2$ can be found by $3 \times 5 = 15$, then $15 \times 2 = 30$, or by $5 \times 2 = 10$, then $3 \times 10 = 30$. (Associative property of multiplication.) Knowing that $8 \times 5 = 40$ and $8 \times 2 = 16$, one can find 8×7 as $8 \times (5 + 2) = (8 \times 5) + (8 \times 2) = 40 + 16 = 56$. (Distributive property.)

Common Core State Standards

Understand division as an unknown-factor problem. *For example, find $32 \div 8$ by finding the number that makes 32 when multiplied by 8.*

Common Core State Standards

Fluently multiply and divide within 100, using strategies such as the relationship between multiplication and division (e.g., knowing that $8 \times 5 = 40$, one knows $40 \div 5 = 8$) or properties of operations. By the end of Grade 3, know from memory all products of two one-digit numbers.

Common Core State Standards

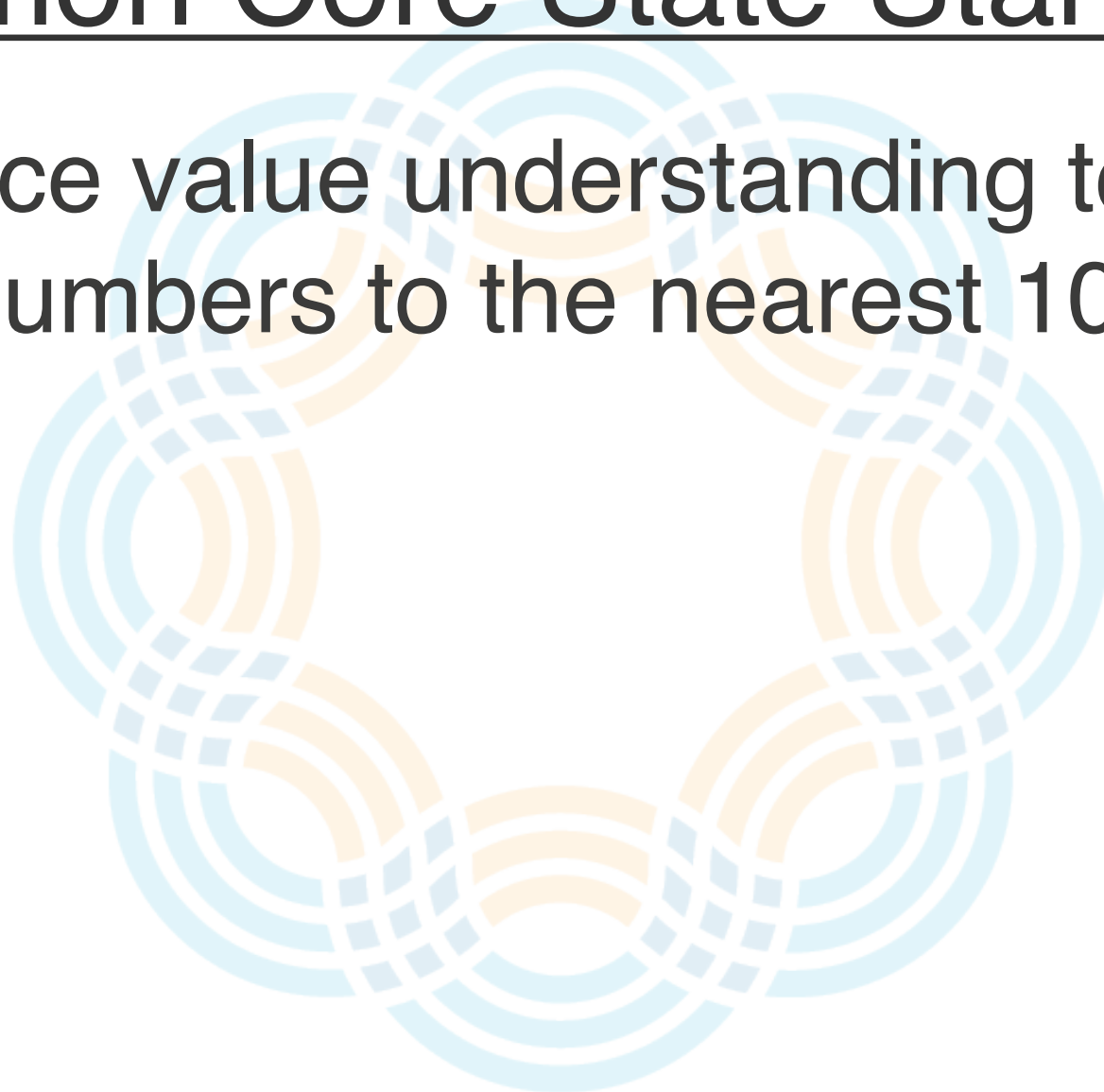
Solve two-step word problems using the four operations. Represent these problems using equations with a letter standing for the unknown quantity. Assess the reasonableness of answers using mental computation and estimation strategies including rounding.

Common Core State Standards

Identify arithmetic patterns (including patterns in the addition table or multiplication table), and explain them using properties of operations. *For example, observe that 4 times a number is always even, and explain why 4 times a number can be decomposed into two equal addends.*

Common Core State Standards

Use place value understanding to round whole numbers to the nearest 10 or 100.



Common Core State Standards

Fluently add and subtract within 1000 using strategies and algorithms based on place value, properties of operations, and/or the relationship between addition and subtraction.

Common Core State Standards

Multiply one-digit whole numbers by multiples of 10 in the range 10–90 (e.g., 9×80 , 5×60) using strategies based on place value and properties of operations.

Common Core State Standards

Understand a fraction $1/b$ as the quantity formed by 1 part when a whole is partitioned into b equal parts; understand a fraction a/b as the quantity formed by a parts of size $1/b$.

Common Core State Standards

Understand a fraction as a number on the number line; represent fractions on a number line diagram.

- Represent a fraction $1/b$ on a number line diagram by defining the interval from 0 to 1 as the whole and partitioning it into b equal parts. Recognize that each part has size $1/b$ and that the endpoint of the part based at 0 locates the number $1/b$ on the number line.
- Represent a fraction a/b on a number line diagram by marking off a lengths $1/b$ from 0. Recognize that the resulting interval has size a/b and that its endpoint locates the number a/b on the number line.

Common Core State Standards

Explain equivalence of fractions in special cases, and compare fractions by reasoning about their size.

- Understand two fractions as equivalent (equal) if they are the same size, or the same point on a number line.
- Recognize and generate simple equivalent fractions, e.g., $1/2 = 2/4$, $4/6 = 2/3$). Explain why the fractions are equivalent, e.g., by using a visual fraction model.
- Express whole numbers as fractions, and recognize fractions that are equivalent to whole numbers. *Examples: Express 3 in the form $3 = 3/1$; recognize that $6/1 = 6$; locate $4/4$ and 1 at the same point of a number line diagram.*
- Compare two fractions with the same numerator or the same denominator by reasoning about their size. Recognize that comparisons are valid only when the two fractions refer to the same whole. Record the results of comparisons with the symbols $>$, $=$, or $<$, and justify the conclusions, e.g., by using a visual fraction model.

Common Core State Standards

Tell and write time to the nearest minute and measure time intervals in minutes. Solve word problems involving addition and subtraction of time intervals in minutes, e.g., by representing the problem on a number line diagram.

Common Core State Standards

Measure and estimate liquid volumes and masses of objects using standard units of grams (g), kilograms (kg), and liters (l). Add, subtract, multiply, or divide to solve one-step word problems involving masses or volumes that are given in the same units, e.g., by using drawings (such as a beaker with a measurement scale) to represent the problem.

Common Core State Standards

Draw a scaled picture graph and a scaled bar graph to represent a data set with several categories. Solve one- and two-step “how many more” and “how many less” problems using information presented in scaled bar graphs. *For example, draw a bar graph in which each square in the bar graph might represent 5 pets.*

Common Core State Standards

Generate measurement data by measuring lengths using rulers marked with halves and fourths of an inch. Show the data by making a line plot, where the horizontal scale is marked off in appropriate units — whole numbers, halves, or quarters.

Common Core State Standards

Recognize area as an attribute of plane figures and understand concepts of area measurement.

- A square with side length 1 unit, called “a unit square,” is said to have “one square unit” of area, and can be used to measure area.
- A plane figure which can be covered without gaps or overlaps by n unit squares is said to have an area of n square units.

Common Core State Standards

Measure areas by counting unit squares (square cm, square m, square in, square ft, and improvised units).

Common Core State Standards

Relate area to the operations of multiplication and addition.

- Find the area of a rectangle with whole-number side lengths by tiling it, and show that the area is the same as would be found by multiplying the side lengths.
- Multiply side lengths to find areas of rectangles with whole-number side lengths in the context of solving real world and mathematical problems, and represent whole-number products as rectangular areas in mathematical reasoning.
- Use tiling to show in a concrete case that the area of a rectangle with whole-number side lengths a and $b + c$ is the sum of $a \times b$ and $a \times c$. Use area models to represent the distributive property in mathematical reasoning.
- Recognize area as additive. Find areas of rectilinear figures by decomposing them into non-overlapping rectangles and adding the areas of the non-overlapping parts, applying this technique to solve real world problems.

Common Core State Standards

Solve real world and mathematical problems involving perimeters of polygons, including finding the perimeter given the side lengths, finding an unknown side length, and exhibiting rectangles with the same perimeter and different areas or with the same area and different perimeters.

Common Core State Standards

Understand that shapes in different categories (e.g., rhombuses, rectangles, and others) may share attributes (e.g., having four sides), and that the shared attributes can define a larger category (e.g., quadrilaterals). Recognize rhombuses, rectangles, and squares as examples of quadrilaterals, and draw examples of quadrilaterals that do not belong to any of these subcategories.

Common Core State Standards

Partition shapes into parts with equal areas. Express the area of each part as a unit fraction of the whole. *For example, partition a shape into 4 parts with equal area, and describe the area of each part as $\frac{1}{4}$ of the area of the shape.*